

# 2016-Theta Lighting PRODUCT CATALOGUE



Product customized expert ,we achieve your ideas

## APPLICATIONS



Commercial



Hospitals & Healthcare



Offices & Showrooms



Hotels & Restaurants



Retails & supermarkets



Schools & Colleges



Park



Ware house

**Thetalight**  
LED TECHNOLOGY



Theta Lighting (HK) Limited

Add:2Floor,Building 1,Yongtai Industrial Zone,Tangqian New Vilagge

Guanlan,Longhua New District,Shenzhen,China

Tel:0086-755-28412158

Faxl:0086-755-28413176

E-mail:sales@thetalight.com

Web:www.thetalight.com



## COMPANY

Theta Lighting was founded in 2010 and has from its inception always implemented high standards of manufacturing practices.

Our company produce high quality LED lighting products and provide alternative lighting solutions to Our clients,Our products ensure safety, reliability, and value for users, to achieve this, our company relies on the personal commitment, experience, and skills of everyone in the organization working within a management system which satisfies all of the relevant requirements.

Our quality,testing and performance is second to none and we can provide the documentation to stand behind all of our claims.

We warmly invite you to join us and work together to achieve our win-win cooperation and to stride toward a much brighter future.

We believe that you will enjoy cooperating with Theta Lighting.


## Office



## Workshop




## Testing instrument & Production equipment



## CONTENT


P03  
LED lattice series



P09  
Panel light series



P13  
Strip light series



P17  
Down light Series





LED Lattice 2835 Series

MODEL:

500mm / 600mm

Introduction

ThetaLight LATTICE LED Matrix Lighting System is the most versatile and practical illumination solution for indoor and outdoor sign cabinets and large area illumination.

Innovative design of LATTICE system comes in lightweight easy-to-install rolls, which allows for easy population of perfectly spaced LEDs in minutes for uniform backlit lighting.

Highest luminous efficiency 90lm/W The actual test in excess of 50% optical efficiency than similar products.

Application: Dedicated direct type backlight, advertising signs backlight, Advertising light boxes.



Appearance Parameters

Model	Dimension (in/mm)	Product Size (in/mm)	lumens (lms)
	led o led		
Th-41s-60-24	41.6mm	500mm	100lm/w
Th-41s-41-24	41.6mm	500mm	100lm/w
Th-50s-50-24	50mm	598mm	100lm/w

Technical Specifications

Voltage: 12/24V  
Power: 2.7W  
Power Factor: >0.9  
Beam angle: ° 120

Lifespan: 36000hrs  
CRI: >80  
IP20  
CCT: 6000-6500K 10000-12000K

Application





Strip Light  
Series



Strip Light  
MODEL: 2835 / 5050/3528/3014/5630

Introduction

- 1). Low power consumption. High luminous
- 2). Every 3 LEDs(DC12V) or 6LEDs(DC24V) can be cut with the marks, then re-joint
- 3). Operating temperature: -40 to +50 degree Celsius
- 4).Reel peaking and strong adhesive back, 3M glue tape stuck attached, easy installation,
- 5).Continuous length with the quick connector



Appearance Parameters

Model	Parameters	Lumen (±5%)	ip rating
TH-5050W60-V12	5050 30/ 60/120Leds,7.2/14.4/28.8/W/m,12V/24v	21-23lms per/led	IP20/65/68
TH-2835W60-V12	2835 60/ 120/240Leds,14.4/24/48W/m,12v/24V	21-23lms per/led	IP20/65/68
TH-3014W60-V12	3014 60/ 120/240Leds,7.2/14.4/28.8W/m,12v/24V	11-13lms per/led	IP20/65/68
TH-5630W60-V12	5630 30/60Leds,7.2/14.4/W/m,12v	55-60lms per/led	IP20/65/68
TH-RGBW60-V12	RGBW 5050 60/84Leds,14.4/20W/m,12v	N/A	IP20/65/68

Technical Specifications

Voltage: 12/24V DC  
CRI: >80(CRI95 optional)  
Lifespan: 40000hrs  
Dimmable: with controller  
CCT: 2700K 3000K 4000K 5000K 6500K 12000K

Special Strips:

RGBW  
(4 CHIPS IN 1 LED)

RGBW DIGITAL  
(4 CHIPS IN 1 LED)

IC Inside

CCT ADJ  
(2 CHIPS IN 1 LED)

FOOD LIGHTING  
(WW+CW+RED)

CWA DIGITAL  
(WW+CW+AMBER)

IC Inside

240LED/m  
(RESISTOR VERITICAL PLACED)

150lm/W  
(3300lm/m)

CONSTANT CURRENT  
(WITH TEMPERATURE SENSOR)

CRI(Ra)≥95

BENDABLE STRIPS

5mm WIDTH

OSRAM SAMSUNG LED





# LED Panel Light

2X2 / 1X4 / 2X4

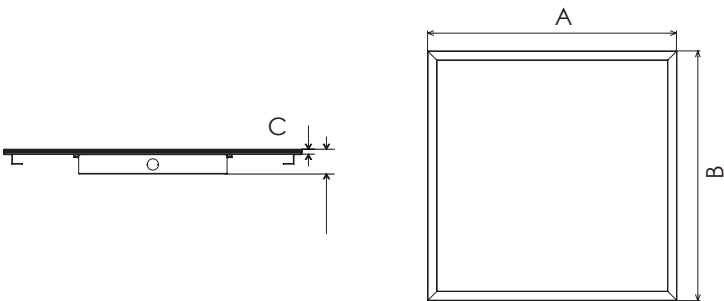
## Introduction

THETALIGHT led panel light is a modern general lighting fixture producing high efficiency.

LM80 qualified LEDs provide high CRI>80 and high efficiency LPW>85, long lifespan and high energy saving.

0-10V dimmable driver share excellent quality and dimming effect .

Application: Suitable for commercial and residential applications like offices, supermarkets, shops, schools, hotels, restaurants, workshop, homes etc.



### Appearance Parameters

Model	Dimension (mm)			Product Size (in/mm)	Wattage(W)
	A	B	C		
TH205-36W	595	595	10	595x595x10mm	36
TH210-40W	620	620	10	620x620x10mm	40
TH208-45W	295	1195	10	295x1195x10mm	45
TH206-60W	595	1195	10	595x1195x10mm	60

### Technical Specifications

Voltage: AC100-240V  
Power: 36W / 40W / /45w/60W  
Power Factor: >0.9  
Beam angle: 120°  
CCT: 2700K 3000K 4000K 5000K

Lifespan: 50000hrs  
CRI: >80  
IP40  
Dimmable: 0-10V dimmable  
Surface color: White / Silver

Model	Lumen (±5%)	
	3000K	6000K
TH205-36W	3200lms	3540lms
TH210-40W	3450lms	3680lms
TH208-45W	3500lms	3750lms
TH206-60W	5000lms	5330lms



## ROUND/SUARE Panel

### Introduction

ThetaLight led panel light is a modern general lighting fixture with unique design to avoid light leaking.

LM80 qualified LEDs provide high CRI>80 and high efficiency LPW>85, long lifespan and high energy saving.

TRIAC dimmable driver share excellent quality and dimming effect .

Application: Suitable for commercial and residential applications like offices, supermarkets, shops, schools, hotels, restaurants, workshop, homes etc.



unique design to avoid light leaking



### Appearance Parameters

Model	Dimension (mm)	cutout Size (mm)	Wattage(W)
TH2344E(round)	dia 122x26	dia108	8w
TH2346E(round)	dia 172x26	dia160	15w
TH2348E(round)	dia 223x26	dia210	18w
TH1209(square)	120x120	108x108	9w
TH1716(square)	172x172	160x160	16w
TH2220(square)	223x223	210x210	20w

### Technical Specifications

Voltage: AC100-240V  
Power: 8W / 15W / 18w/20W  
Power Factor: >0.9  
Beam angle: 170°  
CCT: 2700K 3000K 4000K 5000K

Lifespan: 40000hrs  
CRI: >80  
IP40  
Dimmable: triac dimmable  
Surface color: White

Model	Lumen (±5%)	
	3000K	6000K
TH2344E(round)	580lms	620lms
TH2346E(round)	980lms	1120lms
TH2348E(round)	1260lms	1350lms
TH1209(square)	702lms	738lms
TH1716(square)	1245lms	1312lms
TH2220(square)	1560lms	1640lms

### Features explanation



SMD2835 LED with high lumen output and high light efficiency



4Competitive price & high quality; Three years' warranty



Unique slim design; good appearance, high lumen



Easy installation, no RF, no flickering, environment friendly




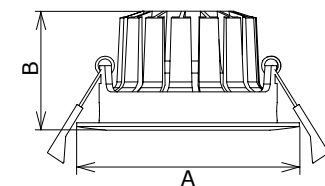
LED  
DOWNLIGHT  
/series/

www.thetalight.com



## TH-COB10W5401


Thetalight mini downlight is specially designed for European market with standard cutout size 80mm.  
15°/24°/36°/60° various beam angle for various lighting effect.  
Smart optical design with combination of COB LED and PC diffuser, maximally reduces UGR down to 19 or even less.  
25 degree flexible rotary head makes installation easier and better.



Model	Voltage	Power	Non-DIM Lumen (±5%)				DIM Lumen (±5%)			
			2700K	3000K	4000K	5000K	2700K	3000K	4000K	5000K
TH-COB10W5401	AC200-240V	10W	650	700	750	770	610	650	700	720

Model	Dimension(mm)		Product size (mm)	Cut out (mm)	Net weight	Carton size	Q'ty/CTN
TH-COB10W5401	A	B	Ø95x55	Ø82-88	0.34kg	46x46x29.5cm	48pcs





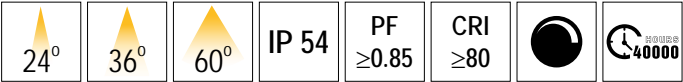
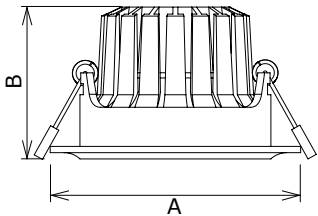
TH-COB8W01

Thetalight Mini downlight is specially designed for European market with standard cutout size of 70mm.

24°/36°/60° beam angle provided, applicable for various lighting effect.

Smart optical design with combination of COB LED and PC reflector, maximally reduces UGR down to 19 or even less.

Waterproof structural design, IP54 protection grade, ideally for damp locations.



Model	Voltage	Power	Non-DIM Lumen (±5%)				DIM Lumen (±5%)			
			2700K	3000K	4000K	5000K	2700K	3000K	4000K	5000K
TH-COB8W01	AC200-240V	8W	530	560	570	590	510	520	530	560

Model	Dimension(mm)		Product size (mm)	Cut out (mm)	Net weight	Carton size	Q'ty/CTN
	A	B					
TH-COB8W01	80	55	Ø80x55	Ø68-74	0.28kg	46x46x29.5cm	48pcs



TH-COB8W02

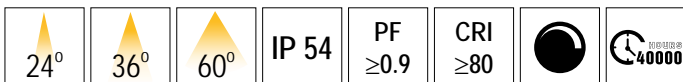
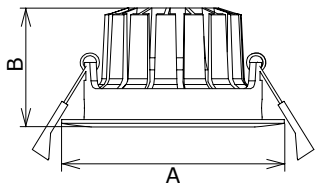
Thetalight mini downlight is specially designed for European market with standard cutout size 70mm.

24°/36°/60° various beam angle for various lighting effect.

Smart optical design with combination of COB LED and PC diffuser, maximally reduces UGR down to 19 or even less.

Waterproof structural design, IP54 protection grade, ideally for damp locations.

25 degree flexible rotary head makes installation easier and better.



Model	Voltage	Power	Non-DIM Lumen (±5%)				DIM Lumen (±5%)			
			2700K	3000K	4000K	5000K	2700K	3000K	4000K	5000K
TH-COB8W02	AC200-240V	8W	530	550	590	600	510	530	540	560

Model	Dimension(mm)		Product size (mm)	Cut out (mm)	Net weight	Carton size	Q'ty/CTN
	A	B					
TH-COB8W02	80	50	Ø80x50	Ø68-74	0.27kg	46x46x29.5cm	48pcs



TH-COB10WR02

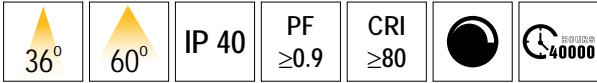
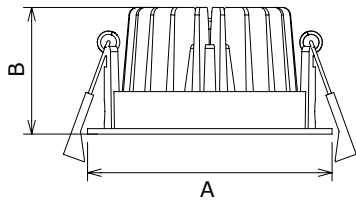
Thetalight LED downlight achives high efficiency by adopting super high lumen COB and excellent light transmittance prismatic lens.

Smart cooling system is specially designed in metal device with vertical fins, allow air flow upward and downward smoothly.

It has adjustable head for different lighting directions.

External power supply, easy maintenance.

It is designed for general lighting applications in office, supermarket, shop, school, hotel, etc. It is also widely used for public areas, such as stairway, lobby, reception, corridors etc.



Model	Voltage	Power	Non-DIM Lumen (±5%)				DIM Lumen (±5%)			
			3000K	4000K	5000K	5700K	3000K	4000K	5000K	5700K
TH-COB10R02	AC230V	10W	870	890	980	1010	850	860	960	970

Model	Dimension(mm)		Product size (mm)	Cut out (mm)	Net weight	Carton size	Q'ty/CTN
	A	B					
TH-COB10R02	90	46	Ø90x46	Ø82-84	0.26kg	46x46x29.5cm	48pcs

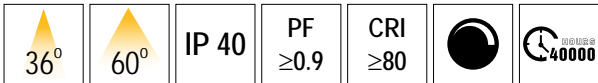
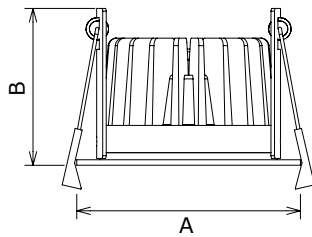


TH-COB10W01

This downlight achives 100 LPW high efficiency by adopting super high lumen COB and excellent light transmittance prismatic lens.


Smart cooling system is specially designed in metal device with vertical fins, allow air flow upward and downward smoothly. External power supply, easy maintenance.

It is designed for general lighting applications in office, supermarket, shop, school, hotel, etc. It is also widely used for public areas, such as stairway, lobby, reception, corridors etc.



Model	Voltage	Power	Non-DIM Lumen (±5%)				DIM Lumen (±5%)			
			3000K	4000K	5000K	5700K	3000K	4000K	5000K	5700K
TH-COB10W01	AC230V	10W	870	890	980	1010	850	860	960	970

Model	Dimension(mm)		Product size (mm)	Cut out (mm)	Net weight	Carton size	Q'ty/CTN
	A	B					
TH-COB10W01	82	58	Ø82x58	Ø70-75	0.25kg	46x46x31cm	48pcs



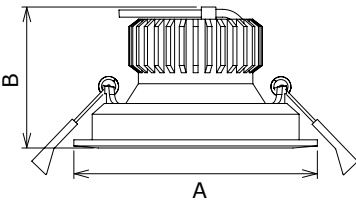
TH-COB10W02

Thetalight Mini downlight is specially designed for European market with standard cutout size of 85mm.

15°/24°/36°/60° beam angle provided, applicable for various lighting effect.

Smart optical design with combination of COB LED and PC diffuser, maximally reduces UGR down to 19 or even less.

25 degree flexible rotary head makes installation easier and better.



Model	Voltage	Power	Non-DIM Lumen (±5%)				DIM Lumen (±5%)			
			2700K	3000K	4000K	5000K	2700K	3000K	4000K	5000K
TH-COB10W02	AC230V	10W	650	720	750	770	610	650	700	720

Model	Dimension(mm)		Product size (mm)	Cut out (mm)	Net weight	Carton size	Q'ty/CTN
TH-COB10W02	A	B	Ø100x58	Ø85-90	0.34kg	46x46x29.5cm	48pcs

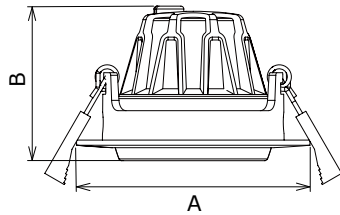


TH-COB7W01

This Mini downlight is a perfect combination of traditional halogen and its installation fixture. With 70mm standard cutout size.

It shares fashionable design and elegant workmanship, PC diffuser and reflector comes with an integrated design, maximally reduce potential danger of glass broken.

Outer trim and heatsink also come with an integrated part, aim at increasing thermal dissipation area, front surface is 60 degree rotary with a larger lighting area.



Model	Voltage	Power	Non-DIM Lumen (±5%)				DIM Lumen (±5%)			
			3000K	4000K	5000K	5700K	3000K	4000K	5000K	5700K
TH-COB7W01	AC230V	7W	455	470	530	540	430	440	500	510

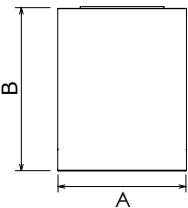
Model	Dimension(mm)		Product size (mm)	Cut out (mm)	Net weight	Carton size	Q'ty/CTN
TH-COB7W01	A	B	Ø81x54	Ø68-74	0.22kg	46x46x29.5cm	48pcs





Pandent installation  
PD02

Thetalight surface mounted ceiling light adopts COB led chip.  
Aluminium profile provides excellent thermal dissipation.  
Isolated driver solution both in dimmable and non-dimmable version achieves stable working performance.  
Application:Suitable for commercial and residential applications like office, supermarket, shop, school, hotel, restaurant, workshop, warehouse, home etc.



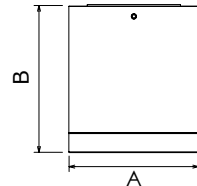
Model	Voltage	Power	Non-DIM Lumen (±5%)				DIM Lumen (±5%)			
			2700K	3000K	4000K	5000K	2700K	3000K	4000K	5000K
TH-PD02-10W	AC200-240V	10W	750	750	755	770	755	760	775	780
TH-PD02-18W	AC200-240V	18W	1355	1360	1365	1380	1345	1350	1355	1360
TH-PD02-25W	AC200-240V	25W	1870	1875	1885	1890	1875	1885	1890	1890

Model	Dimension(mm)		Product size (mm)	Net weight	Carton size	Q'ty/CTN
	A	B				
TH-PD02-10W	80	130	Ø80x130	0.4kg	51x18x33cm	24pcs
TH-PD02-18W	80	160	Ø80x160	0.5kg	51x18x41cm	24pcs
TH-PD02-25W	102	160	Ø102.5x160	0.6kg	55x23x41cm	20pcs




TH-DL38

Thetalight surface mounted ceiling light adopts COB led chip.  
Aluminium profile provides excellent thermal dissipation.  
Isolated driver solution both in dimmable and non-dimmable version achieves stable working performance.  
Application:Suitable for commercial and residential applications like office, supermarket, shop, school, hotel, restaurant, workshop, warehouse, home etc.

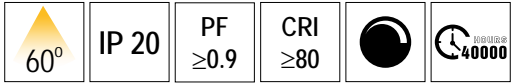
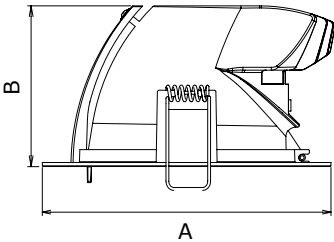


Model	Voltage	Power	Non-DIM Lumen (±5%)				DIM Lumen (±5%)			
			3000K	4000K	5000K	5700K	3000K	4000K	5000K	5700K
TH-DL38-10W	AC100-240V AC200-240V	10W	800	890	830	810	760	845	780	770
TH-DL38-15W	AC100-240V AC200-240V	15W	1020	1050	1080	1125	970	1000	1030	1060
TH-DL38-25W	AC100-240V AC200-240V	25W	2000	2100	2150	2200	1900	1990	2040	2090
TH-DL38-35W	AC100-240V AC200-240V	35W	2870	2970	2940	2900	2720	2820	2790	2750

Model	Dimension(mm)		Product size (mm)	Net weight	Carton size	Q'ty/CTN
	A	B				
TH-DL38-10W TH-DL38-15W	90	100	Ø90x100	0.52kg	50x38x29cm	24pcs
TH-DL38-25W	120	110	Ø120x110	0.75kg	48x48x32cm	18pcs
TH-DL38-35W	160	120	Ø160x120	1.3kg	42x42x51cm	12pcs




TH-PLR



Model	Voltage	Power	Non-DIM Lumen (±5%)				DIM Lumen (±5%)			
			3000K	4000K	5000K	5700K	3000K	4000K	5000K	5700K
TH-PLR-01-13W	AC100-240V AC200-240V	13W	850	890	855	945	810	845	790	940
TH-PLR-02-18W	AC100-240V AC200-240V	18W	1270	1340	1380	1380	1280	1330	1375	1400
TH-PLR-02-25W	AC100-240V AC200-240V	25W	1805	1925	1995	2035	1765	1875	2020	1965
TH-PLR-02-35W	AC100-240V AC200-240V	35W	2500	2595	2690	2715	2555	2485	2730	2645

Model	Dimension(mm)		Product size (mm)	Cut out (mm)	Net weight	Carton size	Q'ty/CTN
	A	B					
TH-PLR-01	96	67	Ø96x67	Ø85-88	0.47kg	50x44x25cm	24pcs
TH-PLR-02	180	100	Ø180x100	Ø165-170	1.41kg	66x44x26cm	12pcs



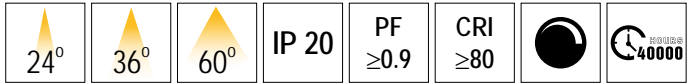
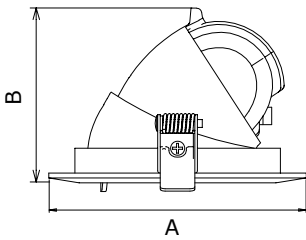
TH-PLL

Thetalight COB downlight is unique designed with refector and COB high power LED chip.

Aluminium profile provides excellent thermal dissipation.

Adjustable lighting direction provides all possible lighting effects.

Isolated driver solution both in dimmable and non-dimmable version achieves great dimming compatibility with worldwide brand dimmers.



Model	Voltage	Power	Non-DIM Lumen (±5%)				DIM Lumen (±5%)			
			3000K	4000K	5000K	5700K	3000K	4000K	5000K	5700K
TH-PLL01-10W	AC100-240V AC200-240V	10W	800	820	820	850	720	738	738	765
TH-PLL02-35W	AC100-240V AC200-240V	35W	3150	3200	3200	3500	2830	2880	2880	3150

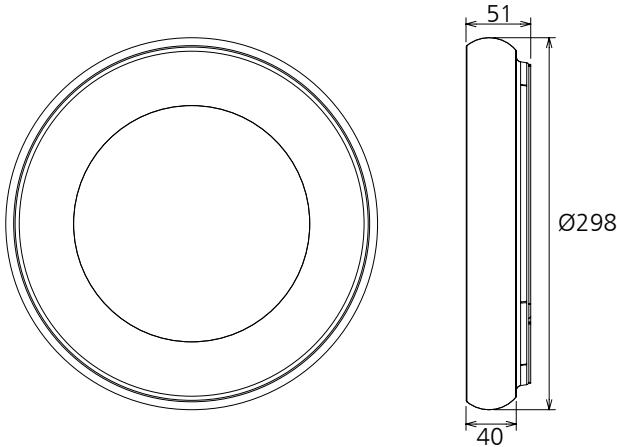
Model	Dimension(mm)		Product size (mm)	Cut out (mm)	Net weight	Carton size	Q'ty/CTN
	A	B					
TH-PLL01	96	68	Ø96x68	Ø82-85	0.45kg	50x44x25cm	24pcs
TH-PLL02	180	128.5	Ø180x128.5	Ø160-170	1.3kg	66x44.5x26cm	12pcs



3D Magic Light

The curved light direction emphasizes target object in a smooth and dramatic atmosphere, revealing an unexpected art inspiration design, which brings a comfortable way of visual experience.

Product Information



Technical Specifications

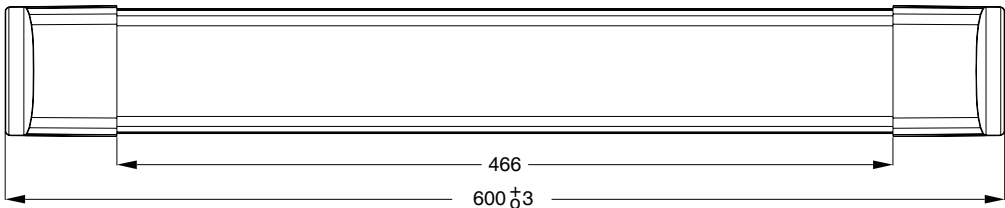
Model	Voltage	Power	Power Factor	Lumen (±5%)	Beam angle	CCT	Lifespan	CRI	Dimmable	Dimension
TH-AL24A-12-18W	AC100-277V	18W	≥0.9	1300	120°	3000K	40000h	≥80	No	Ø298*51mm
TH-AL24A-12-18W	AC100-277V	18W	≥0.9	1450	120°	4000K	40000h	≥80	No	Ø298*51mm
TH-AL24A-12-18W	AC100-277V	18W	≥0.9	1300	120°	5000K	40000h	≥80	No	Ø298*51mm
TH-AL24A-12-18W	AC100-277V	18W	≥0.9	1400	120°	5700K	40000h	≥80	No	Ø298*51mm
TH-AL24A-12-18W-D	AC230V	18W	≥0.9	1250	120°	3000K	40000h	≥80	Yes	Ø298*51mm
TH-AL24A-12-18W	AC230V	18W	≥0.9	1380	120°	4000K	40000h	≥80	Yes	Ø298*51mm
TH-AL24A-12-18W-D	AC230V	18W	≥0.9	1250	120°	5000K	40000h	≥80	Yes	Ø298*51mm
TH-AL24A-12-18W-D	AC230V	18W	≥0.9	1350	120°	5700K	40000h	≥80	Yes	Ø298*51mm



IP65 batten

Theta IP65 weatherproof batten is newly developed for Oceania and European market. It is available in 21W & 42W with size of 600mm and 1200mm. Featuring high grade polycarbonate diffuser and housing, they are suitable for commercial and industrial use where moisture or dust is prevalent.

Product Information



Technical Specifications

Model	Voltage	Power	Power Factor	Lumen (±5%)	Beam angle	CCT	Lifespan	CRI	Dimmable	Dimension
TH-AL17F-21W	AC100-277V	21W	≥0.9	1650	110°	3000K	40000h	≥80	No	600*78*28mm
TH -AL17F-21W	AC100-277V	21W	≥0.9	1680	110°	4000K	40000h	≥80	No	600*78*28mm
TH-AL17F-21W	AC100-277V	21W	≥0.9	1760	110°	5000K	40000h	≥80	No	600*78*28mm
TH-AL17F-21W	AC100-277V	21W	≥0.9	1700	110°	5700K	40000h	≥80	No	600*78*28mm



**\\ NOTE ///**

Product Customized Expert ,We Achieve your ideas